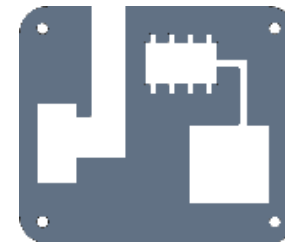


Software, hardware & OS security

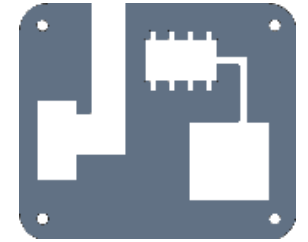


Update! Update! Update!

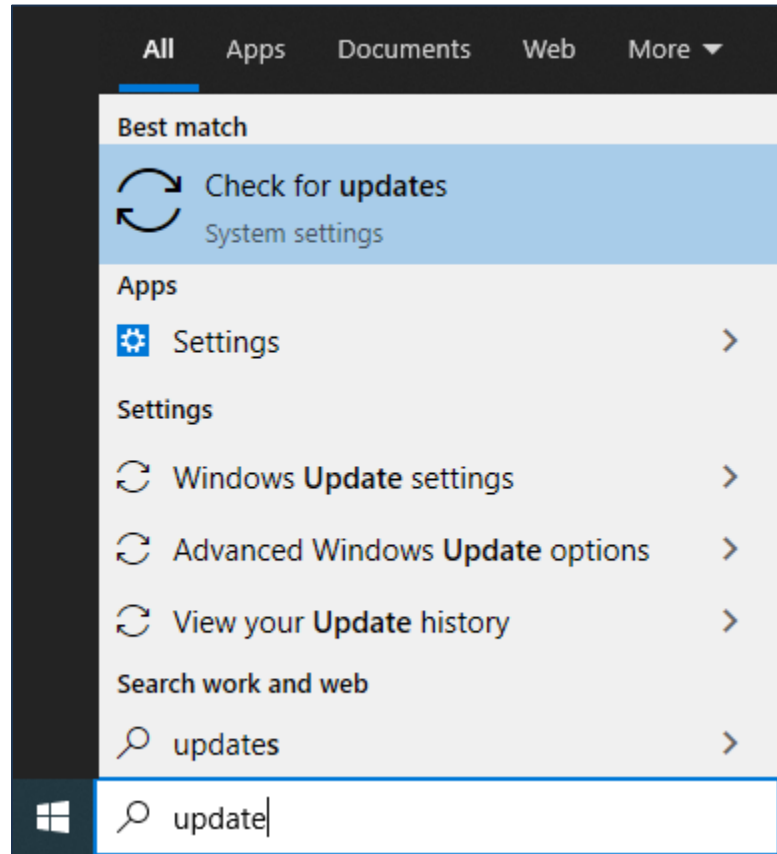


Software	Hardware	Operating system (OS)
Updates to your software is about improved functionality AND security upgrades	Vendors don't support older hardware meaning they stop building fixes for new bugs	Updates to your OS shore up the defences to secure the system
Set your software to auto update and apply any extra updates that are offered Restart your computer at least weekly so that updates are applied	Refresh your computer hardware every 4-5 years	When an update is offered, apply it as soon as it is convenient Restart your computer at least weekly so that updates are applied

All parts of your IT system must be kept up to date to ensure it is secure

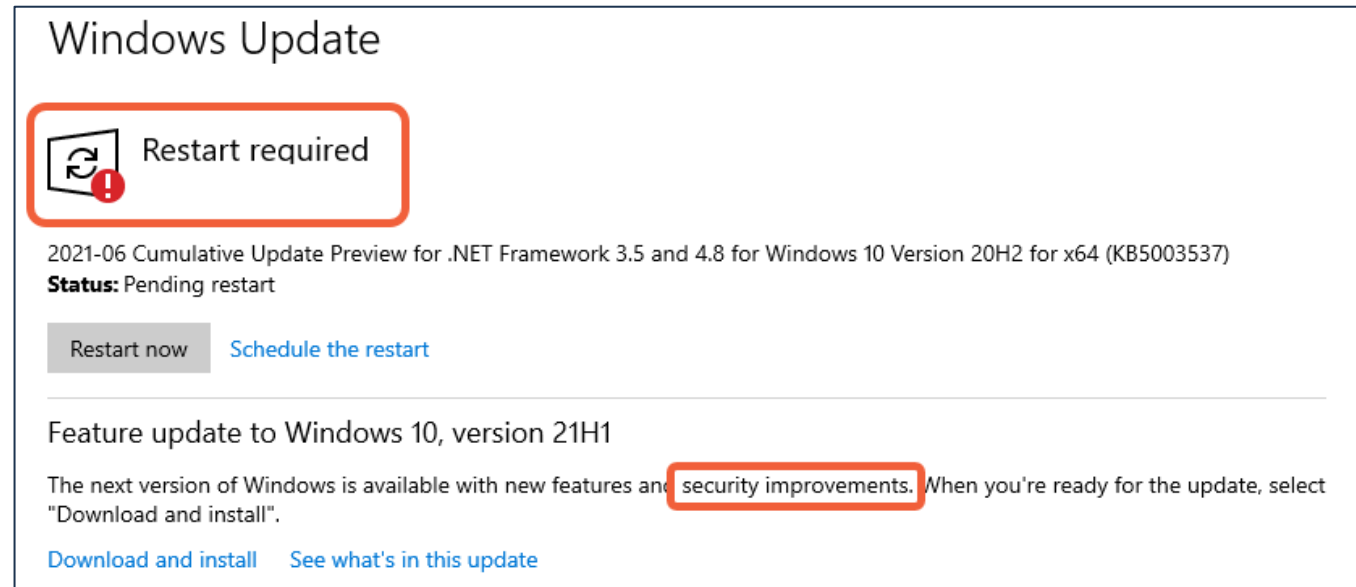


Make it a habit to check for updates

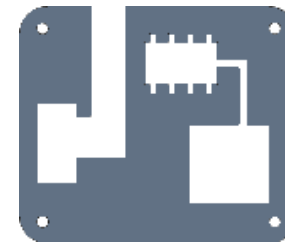


This is how to check for updates in Windows 10

Even with auto updates enabled – **a restart was required**
Restart your computer at least weekly to enable updates





Secure business devices – the human factor



Avoid using memory cards or sticks in business devices – they may be infected with malware



Lock computers when unattended ( +  in Windows) to protect confidential information – especially devices in public areas



Ask your IT provider to set computers to sleep when unattended for a period of time

